



Cerritos, California  
Union, New Jersey

Fire Protection Products

Division of Smith Industries, Inc.



# FIRE DEPT. CONNECTIONS ACCESSORIES

## OPEN SNOOTS

**REGULARLY FURNISHED:** Cast brass connection with size and type of inlet and outlet as selected by Figure Number. Polished brass exposed parts.

### Female Inlet x Male Outlet



Fig.	N.P.T. Inlet	Hose Outlet
<input type="checkbox"/> 5902	2 1/2"	x 2 1/2"
<input type="checkbox"/> 5903	3"	x 2 1/2"
<input type="checkbox"/> 5905	3"	x 3"

### Female Inlet x Male Outlet with Pin Lug Swivel



Fig.	Hose Inlet	N.P.T. Outlet
<input type="checkbox"/> 5911	1 1/2"	x 1 1/2"
<input type="checkbox"/> 5912	2 1/2"	x 2 1/2"
<input type="checkbox"/> 5913	2 1/2"	x 3"
<input type="checkbox"/> 5915	3"	x 3"

### Double Female with Pin Lug Swivel



Fig.	Hose Inlet	N.P.T. Outlet
<input type="checkbox"/> 5922	2 1/2"	x 2 1/2"
<input type="checkbox"/> 5923	2 1/2"	x 3"
<input type="checkbox"/> 5925	3"	x 3"

OPTIONAL FINISH:  —D Polished Chrome Plated on Exposed Parts    THREADS:  NST  Other \_\_\_\_\_

## CHECK SNOOTS WITH PIN LUG SWIVEL

**REGULARLY FURNISHED:** Cast brass connection with size and type of inlet and outlet and check as selected by Figure Number. Polished brass exposed parts.

### SPRING TYPE

#### Double Female



#### Female Inlet x Male Outlet

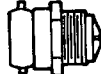


Fig.	Hose Inlet	N.P.T. Outlet
<input type="checkbox"/> 5930	2 1/2"	x 3" Female
<input type="checkbox"/> 5933	3"	x 3" Female
<input type="checkbox"/> 5935	2 1/2"	x 3" Male
<input type="checkbox"/> 5936	3"	x 3" Male

### CLAPPER TYPE

#### Double Female



#### Female Inlet x Male Outlet



Fig.	Hose Inlet	N.P.T. Outlet
<input type="checkbox"/> 5937	2 1/2"	x 3" Female
<input type="checkbox"/> 5938	2 1/2"	x 3" Male

OPTIONAL FINISH:  — D Polished Chrome Plated on Exposed Parts    THREADS:  NST  Other \_\_\_\_\_

## PLUGS AND CHAIN

### PIN LUG

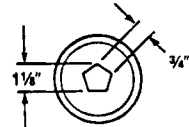
Cast brass pin lug plug with male hose thread with attached chain. Size as selected by Figure Number.

Fig.	Size
<input type="checkbox"/> 5941	2 1/2"
<input type="checkbox"/> 5942	3"
<input type="checkbox"/> 5943	4"
<input type="checkbox"/> 5944	4 1/2"

### PENTAGON HEAD

Cast brass pentagon head plug with male hose thread and attached chain. Size as selected by Figure Number.

Fig.	Size
<input type="checkbox"/> 5945	2 1/2"
<input type="checkbox"/> 5948	3"

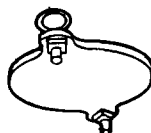


OPTIONAL FINISH:  — B Polished Brass     — C Rough Chrome Plated     — D Polished Chrome Plated  
THREADS  NST  Other \_\_\_\_\_

## BREAKABLE CAPS

**REGULARLY FURNISHED:** Aluminum cover with breakable ears, red polyester coating with two eye bolts and nuts for attachment to female pin lug swivel.

Fig.	Size
<input type="checkbox"/> 5950	2 1/2"
<input type="checkbox"/> 5953	3"



VARIATION:  — P Red plastic breakable cap 2 1/2" size

DATE

9-1-89

FIGURE NUMBER

5902-5953

DIMENSIONS ARE SUBJECT TO MANUFACTURERS TOLERANCE AND CHANGE WITHOUT NOTICE. WE ASSUME NO RESPONSIBILITY FOR USE OF SUPERSEDED OR VOID DATA.