



LOS ANGELES AREA (800) 366-3473
 NEW YORK AREA (800) 526-4592
 CHICAGO AREA (800) 547-3473
 ATLANTA AREA (800) 762-0542

DANA

Call Potter Roemer for current listings and approvals. Dimensions are subject to manufacturer's tolerances, and change without notice. We assume no responsibility for use of superseded or void data.

7200 SERIES FIRE EXTINGUISHER CABINETS

REGULARLY FURNISHED:

BOX- Cold rolled steel with an electrostatically applied, thermally-fused polyester coating with recoatable white finish, and a concealed hinge.

DOOR AND FRAME

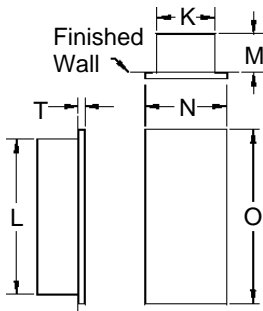
7210-7225 Series: Steel - Cold rolled steel with recoatable white polyester finish.

7230-7245 Series: Aluminum - Satin finish, clear polyester coated.

7250-7265 Series: Stainless Steel - #304 Stainless Steel with #4 finish.

7270-7285 Series: Brass - Polished finish, clear polyester coated.

Wall mounting and size of cabinet as selected by model number.



RECESSED

Qty	Model No.				Wall Mounting	Inside Box Dimensions			Overall Frame		Wall Opening Required			Trim	ADA	For Use With These Extinguishers
	Steel	Aluminum	Stainless Steel	Brass		K	L	M	N	O	W	H	D			
	7210	7230	7250	7270	Recessed	9	18	5 ³ / ₄	11 ³ / ₄	20 ³ / ₄	10	19	6	5/8	Yes	3002, 3005, 3005-3, 3302, 3305, 3305-3
	7220	7240	7260	7280	Recessed	9	24	5 ³ / ₄	11 ³ / ₄	26 ³ / ₄	10	25	6	5/8	Yes	3302, 3305, 3305-3, 3306, 3010, 3302, 3305, 3305-3, 3306, 3310, 3405
	7225	7245	7265	7285	Recessed	12	27	8	14 ³ / ₄	29 ³ / ₄	13	28	8 ¹ / ₄	5/8	Yes	3002, 3305, 3305-3, 3006, 3010, 3020, 3202, 3302, 3305, 3305-3, 3306, 3310, 3320, 3405, 3410

ALL DIMENSIONS ARE IN INCHES UNLESS OTHERWISE NOTED

SELECT: Door style

- DV Duo-Vertical Door w/Tempered Safety Glass
- DVL Duo-Vertical Door w/Lock & Tempered Safety Glass
- F Solid Flush Door
- FS Solid Flush Door w/ Lock

OPTIONAL FIRE EXTINGUISHER LETTERING:

- HW Horizontal White
- HB Horizontal Black
- HR Horizontal Red
- VW Vertical White
- VB Vertical Black
- VR Vertical Red
- VAW Vertical Ascending White
- VAB Vertical Ascending Black
- VAR Vertical Ascending Red

OPTIONAL GLAZING MATERIAL:

- 1 TS Bronze Glass
- 2 TS Smoke Glass
- 3 TS Obscure Glass
- 4 1/4" Wire Inserted Glass
- 5 1/8" Clear Acrylic
- 6 1/8" Bronze Acrylic
- 7 1/8" White Acrylic
- 8 1/8" Smoke Acrylic
- 9 1/8" Red Acrylic

OPTIONAL DOOR AND FRAME FINISHES:

- STEEL: Any polyester paint color, if available; Provide mfg. name and color number.
- ALUMINUM: Light, Medium or Dark duranodic.
- STAINLESS STEEL: Number 304 Stainless, with #8 mirror finish.
- BRONZE: U.S. # 10 Satin finish with clear coating, or dark oxidized, oil rubbed; specify
- RED: For Red Polyester Finish, Add This Suffix
- RR: For Rolled Radius Return, Add This Suffix
- CUSTOM _____

All Glass Door Styles Provided With Clear Tempered Safety Glass, in Compliance With ANS#Z97.1-1984

Job Name: _____

Architect/Contractor: _____

Rep: _____

Page: ____ of ____

DATE:

January 2001

MEMBERS:



MODEL NUMBER

7210-7285 SERIES



LOS ANGELES AREA (800) 366-3473
 NEW YORK AREA (800) 526-4592
 CHICAGO AREA (800) 547-3473
 ATLANTA AREA (800) 762-0542
 MIAMI AREA (866) 961-3473
 DALLAS AREA (866) 664-3473

DANA

Call Potter Roemer for current listings and approvals. Dimensions are subject to manufacturer's tolerances, and change without notice. We assume no responsibility for use of superseded or void data.

FIRE RATED 7200 SERIES FIRE EXTINGUISHER CABINETS UL CLASSIFIED, 7N43

REGULARLY FURNISHED:

BOX- Cold rolled steel with an electrostatically applied, thermally-fused polyester coating with recoatable white finish, and a concealed hinge.

DOOR AND FRAME

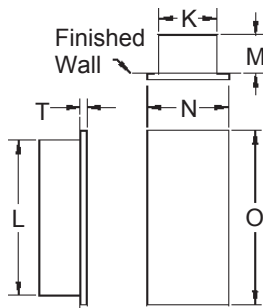
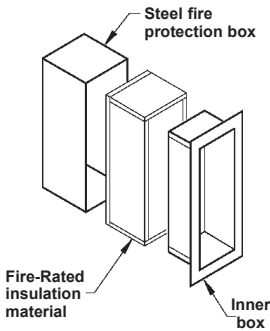
7210-7225 Series: Steel - Cold rolled steel with recoatable white polyester finish.

7230-7245 Series: Aluminum - Satin finish, clear polyester coated.

7250-7265 Series: Stainless Steel - #304 Stainless Steel with #4 finish.

7270-7285 Series: Brass - Polished finish, clear polyester coated.

Wall mounting and size of cabinet as selected by model number.



RECESSED

Qty	Model No.				Wall Mounting	Inside Box Dimensions			Overall Frame		Wall Opening Required			Trim	ADA	For Use With These Extinguishers
	Steel	Aluminum	Stainless Steel	Brass		K	L	M	N	O	W	H	D			
	7210	7230	7250	7270	Recessed	9	18	5 ³ / ₄	11 ³ / ₄	20 ³ / ₄	CALL			5/8	Yes	3002, 3005, 3005-3, 3302, 3305, 3305-3
	7220	7240	7260	7280	Recessed	9	24	5 ³ / ₄	11 ³ / ₄	26 ³ / ₄	CALL			5/8	Yes	3302, 3305, 3305-3, 3306, 3010, 3302, 3305, 3305-3, 3306, 3310, 3405
	7225	7245	7265	7285	Recessed	12	27	8	14 ³ / ₄	29 ³ / ₄	CALL			5/8	Yes	3002, 3305, 3305-3, 3006, 3010, 3020, 3202, 3302, 3305, 3305-3, 3306, 3310, 3320, 3405, 3410

ALL DIMENSIONS ARE IN INCHES UNLESS OTHERWISE NOTED

SELECT: Door style

- DV Duo-Vertical Door w/Tempered Safety Glass
- DVL Duo-Vertical Door w/Lock & Tempered Safety Glass
- F Solid Flush Door
- FS Solid Flush Door w/ Lock

OPTIONAL FIRE EXTINGUISHER LETTERING:

- HW Horizontal White
- HB Horizontal Black
- HR Horizontal Red
- VW Vertical White
- VB Vertical Black
- VR Vertical Red
- VAW Vertical Ascending White
- VAB Vertical Ascending Black
- VAR Vertical Ascending Red

OPTIONAL GLAZING MATERIAL:

- 1 TS Bronze Glass
- 2 TS Smoke Glass
- 3 TS Obscure Glass
- 4 1/4" Wire Inserted Glass
- 5 1/8" Clear Acrylic
- 6 1/8" Bronze Acrylic
- 7 1/8" White Acrylic
- 8 1/8" Smoke Acrylic
- 9 1/8" Red Acrylic

OPTIONAL DOOR AND FRAME FINISHES:

- STEEL: Any polyester paint color, if available; Provide mfg. name and color number.
- ALUMINUM: Light, Medium or Dark duranodic.
- STAINLESS STEEL: Number 304 Stainless, with #8 mirror finish.
- BRONZE: U.S. # 10 Satin finish with clear coating, or dark oxidized, oil rubbed; specify
- RED: For Red Polyester Finish, Add This Suffix
- RR: For Rolled Radius Return, Add This Suffix
- CUSTOM _____

All Glass Door Styles Provided With Clear Tempered Safety Glass, in Compliance With ANS#Z97.1-1984

Job Name: _____

Architect/Contractor: _____

Rep: _____

Page: _____ of _____

DATE:
April 2008



MODEL NUMBER
FRC7210-FRC7285 SERIES