

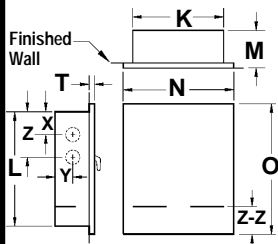


LOS ANGELES AREA (800) 366-3473
 NEW YORK AREA (800) 526-4592
 CHICAGO AREA (800) 547-3473
 ATLANTA AREA (800) 762-0542

DANA

Call Potter-Roemer for current listings and approvals. Dimensions are subject to manufacturer's tolerances, and change without notice. We assume no responsibility for use of superseded or void data.

8200 SERIES VALVE CABINETS



RECESSED

REGULARLY FURNISHED:

BOX- Cold rolled steel with an electrostatically applied, thermally-fused polyester coating with recoatable white finish, and a concealed hinge.

DOOR AND FRAME

- 8220-8225 Series: Steel - Cold rolled steel with recoatable white polyester finish.
- 8240-8245 Series: Aluminum - Satin finish, clear polyester coated.
- 8260-8265 Series: Stainless Steel - #304 Stainless Steel with #4 finish.
- 8280-8285 Series: Brass - Polished finish, clear polyester coated.

Wall mounting and size of cabinet as selected by model number.

Qty	Model No.				Wall Mounting	Inside Box Dimensions			Overall Frame		Wall Opening Required			Trim	Inlet Location			Shelf	ADA	For Use With
	Steel	Aluminum	Stainless Steel	Brass		K	L	M	N	O	W	H	D		T	X	Y			
	<input checked="" type="checkbox"/>	<input checked="" type="checkbox"/>	<input checked="" type="checkbox"/>	<input checked="" type="checkbox"/>	Recessed	18	18	8	20 1/2	20 1/2	19	19	8 1/2	5/8	4	4	9	-	Yes	2 1/2" Angle Valve
	<input checked="" type="checkbox"/>	<input checked="" type="checkbox"/>	<input checked="" type="checkbox"/>	<input checked="" type="checkbox"/>	Recessed	14	40	8	16 1/2	42 1/2	15	41	8 1/2	5/8	4	4	9	12	Yes	Up to 20lb. Dry Chem Fire Ext. & 2 1/2" Angle Valve

ALL DIMENSIONS ARE IN INCHES UNLESS NOTED OTHERWISE

SELECT: Door style

- DV Duo-Vertical Door w/Tempered Safety Glass
- DVL Duo-Vertical Door w/Lock & Break Rite® Handle
- F Solid Flush Door
- FS Solid Flush Door w/Lock

OPTIONAL GLAZING MATERIAL:

- 1 TS Bronze Glass
- 2 TS Smoke Glass
- 4 TS Obscure Glass
- 5 1/4" Wire Inserted Glass
- 6 1/8" Clear Acrylic
- 7 1/8" Bronze Acrylic
- 8 1/8" White Acrylic
- 9 1/8" Smoke Acrylic
- 10 1/8" Red Acrylic

OPTIONAL FIRE EXTINGUISHER LETTERING:

- HW Horizontal White
- HB Horizontal Black
- HR Horizontal Red
- VW Vertical White
- VB Vertical Black
- VR Vertical Red
- VAW Vertical Ascending White
- VAB Vertical Ascending Black
- VAR Vertical Ascending Red

OPTIONAL FIRE DEPT. VALVE LETTERING:

- WH White
- BH Black
- RH Red

OPTIONAL DOOR AND FRAME FINISHES:

- STEEL: Any polyester paint color, if available; Provide mfg. name and color number.
- ALUMINUM: Light, Medium or Dark duranodic.
- STAINLESS STEEL: Number 304 Stainless, with #8 mirror finish.
- BRONZE: U.S. # 10 Satin finish with clear coating, or dark oxidized, oil rubbed; specify
- RED: For Red Polyester Finish, Add This Suffix
- RR: For Rolled Radius Return, Add This Suffix
- CUSTOM _____

All Glass Door Styles Provided With Clear Tempered Safety Glass, in Compliance With ANS#Z97.1-1984

Job Name: _____

Architect/Contractor: _____

Rep: _____

Page: ____ of ____

DATE:
January 2001

MEMBERS:



MODEL NUMBER
8210-8285 SERIES



LOS ANGELES AREA (800) 366-3473
 NEW YORK AREA (800) 526-4592
 CHICAGO AREA (800) 547-3473
 ATLANTA AREA (800) 762-0542

DANA

Call Potter-Roemer for current listings and approvals. Dimensions are subject to manufacturer's tolerances, and change without notice. We assume no responsibility for use of superseded or void data.

FIRE RATED 8200 SERIES VALVE CABINETS UL CLASSIFIED, 7N43

REGULARLY FURNISHED:

BOX- Cold rolled steel with an electrostatically applied, thermally-fused polyester coating with recoatable white finish, and a concealed hinge.

DOOR AND FRAME

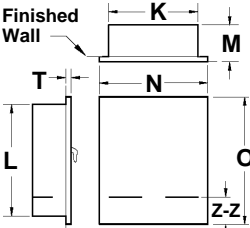
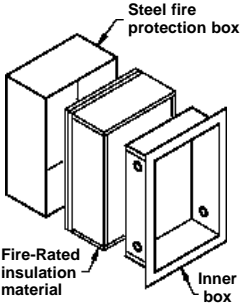
8220-8225 Series: Steel - Cold rolled steel with recoatable white polyester finish.

8240-8245 Series: Aluminum - Satin finish, clear polyester coated.

8260-8265 Series: Stainless Steel - #304 Stainless Steel with #4 finish.

8280-8285 Series: Brass - Polished finish, clear polyester coated.

Wall mounting and size of cabinet as selected by model number.



RECESSED

Qty	Model No.				Wall Mounting	Inside Box Dimensions			Overall Frame		Wall Opening Required			Trim	Shelf	ADA	For Use With
	Steel	Aluminum	Stainless Steel	Brass		K	L	M	N	O	W	H	D				
	8220	8240	8260	8280	Recessed	18	18	8	20 ¹ / ₂	20 ¹ / ₂	20 ¹ / ₄	20	9 ³ / ₄	5/8	-	Yes	2 1/2" Angle Valve
	8225	8245	8265	8285	Recessed	14	40	8	16 ¹ / ₂	42 ¹ / ₂	16 ¹ / ₄	42	9 ³ / ₄	5/8	12	Yes	Up to 20lb. Dry Chem Fire Ext. & 2 1/2" Angle Valve

ALL DIMENSIONS ARE IN INCHES UNLESS NOTED OTHERWISE

SELECT: Door style

- DV Duo-Vertical Door w/Tempered Safety Glass
- DVL Duo-Vertical Door w/Lock & Break Rite® Handle
- F Solid Flush Door
- FS Solid Flush Door w/Lock

OPTIONAL GLAZING MATERIAL:

NOTE: Regularly furnished with clear tempered safety glass.

- 1 TS Bronze Tempered Safety Glass
- 2 TS Smoke Tempered Safety Glass
- 4 TS Obscure Tempered Safety Glass
- 5 1/4" Wire Inserted Glass
- 6 1/8" Clear Acrylic
- 7 1/8" Bronze Acrylic
- 8 1/8" White Acrylic
- 9 1/8" Smoke Acrylic
- 10 1/8" Red Acrylic

OPTIONAL FIRE EXTINGUISHER LETTERING:

- HW Horizontal White
- HB Horizontal Black
- HR Horizontal Red
- VW Vertical White
- VB Vertical Black
- VR Vertical Red
- VAW Vertical Ascending White
- VAB Vertical Ascending Black
- VAR Vertical Ascending Red

OPTIONAL FIRE DEPT. VALVE LETTERING:

- WH White
- BH Black
- RH Red

OPTIONAL DOOR AND FRAME FINISHES:

- STEEL: Any polyester paint color, if available; Provide mfg. name and color number.
- ALUMINUM: Light, Medium or Dark duranodic.
- STAINLESS STEEL: Number 304 Stainless, with #8 mirror finish.
- BRONZE: U.S. # 10 Satin finish with clear coating, or dark oxidized, oil rubbed; specify
- RED: For Red Polyester Finish, Add This Suffix
- RR: For Rolled Radius Return, Add This Suffix
- CUSTOM _____

All Glass Door Styles Provided With Clear Tempered Safety Glass, in Compliance With ANS#Z97.1-1984

Job Name: _____
 Architect/Contractor: _____
 Rep: _____
 Page: _____ of _____

DATE:
January 2001



MODEL NUMBER
FRC8210-FRC8285 SERIES