

SERIES 1000 FIRE HOSE CABINETS

For Use with Class II 1 1/2" Hose Rack Assembly

FIRE HOSE CABINET fabricated of Galvannealed Steel, 20ga. recessed box (18 ga. surface mounted box) 20 ga. tubular steel door with 18ga. frame and a continuous steel hinge. Left hand hinge standard. All components are powder-coated with an electrostatically-applied, thermally-fused, recoatable white polyester finish. All glass door styles provided with clear tempered safety glass. Wall mounting and size of cabinet as selected by model number.



MODEL 1004-A (Shown)

MODEL SELECTION

- 1002 Recessed
- 1004 Recessed
- 1006 Recessed
- 1012 Trimless
- 1014 Trimless
- 1016 Trimless
- 1022 Semi-Recessed
- 1024 Semi-Recessed
- 1026 Semi-Recessed
- 1052 Surface
- 1054 Surface
- 1056 Surface

DOOR STYLES (Select One)

- A Full Glass, w/ Tempered Safety Glass
- B Break-Glass, w/lock & Break Rite® Handle
- D Duo-Panel w/ Tempered Safety Glass
- DV Duo-Vertical Panel w/ Tempered Safety Glass
- DVL Duo-Vertical Panel w/ Lock, TSG & Break Rite® Handle.
- E Tempered Safety Glass (25 sq. in.) w/ Break Rite® Handle
- F Flush Solid Metal
- FS Flush Solid Metal w/ lock
- J Insert Panel
- (Specify) Optional inserts for glass-style doors
 - 5 Full Filmed Wire Glass
 - 6 1/8" Clear Acrylic

PRODUCT OPTIONS

DOOR AND FRAME MATERIAL:

- AL ALUMINUM: Clear Anodized Finish
Optional Duranodic Finish
 Light Medium Dark
- SS STAINLESS STEEL: 304 w/ #4 Finish
Optional Finish
 304 w/ #6 Dull Stain 304 w/ #8 Mirror
- PB BRASS: Polished Finish
- BZ BRONZE: Call for Options

OPTIONAL FINISHES TO DOOR AND FRAME ABOVE:

- RED: Powder Coat
- CUSTOM COLORS (Call for Options)

CABINET MODIFICATIONS:

- HF Horizontal Fold Cabinet
- DP Duplex Cabinet
- FP Flush Pull Handle
- RIGHT Right Hand Hinge

If option not shown contact factory.

**NOTE: DOOR STYLES -A, -D, -DV, -F, & -J PROVIDED w/ LEVER HANDLE/CAM LATCH

**NOTE: ALL GLASS DOOR STYLES PROVIDED WITH CLEAR TEMPERED SAFETY GLASS IN COMPLIANCE WITH ANSI Z97-1-1984

Call Potter Roemer - Fire Pro for current listings and approvals. Dimensions are subject to manufacturer's tolerance and may change without notice. Potter Roemer - Fire Pro assumes no responsibility for use of void or superseded data. © Copyright Potter Roemer - Fire Pro, Member of Morris Group International™ Please visit potterroemer.com for most current specifications.

1000 SERIES

Date: 07/10/24

MEMBERSHIP



FIRE EQUIPMENT MANUFACTURERS' ASSOCIATION



POTTER ROEMER

Headquarters:
P.O. Box 3527
City of Industry, CA
91744 U.S.A.
Los Angeles Area
800-366-3473
626-855-4890

Also in:
New York (800) 526-4592
Chicago (800) 547-3473
Atlanta (800) 762-0542
Miami (833) 744-3473
Dallas (866) 644-3473

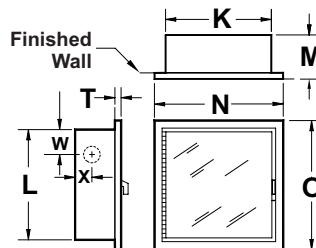
www.potterroemer.com

SERIES 1000 FIRE HOSE CABINETS

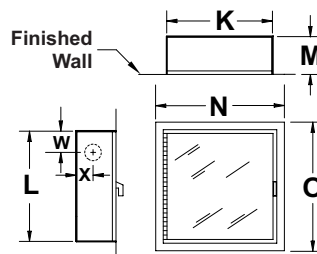
MODEL DIMENSIONS

Model No.	Wall Mounting	Max. Capacity		Inside Box Dimensions			Overall Frame		Wall Opening Required			Trim	Inlet Location		ADA
		Poly flex ft.	Super flex ft.	K	L	M	N	O	W I D T H	H E I G H T	D E P T H		T	W	
1002	Recessed	75	50	24	30	5-1/2	27-3/4	33-3/4	25	31	6	5/8	4	2-3/4	Yes
1004	Recessed	100	75	24	36	5-1/2	27-3/4	39-3/4	25	37	6	5/8	4	2-3/4	Yes
1006	Recessed	100	100	24	40	5-1/2	27-3/4	43-3/4	25	41	6	5/8	4	2-3/4	Yes
1012	Trimless	75	50	24	30	5-1/2	27	33	25	31	6-3/4	-	4	2-3/4	Yes
1014	Trimless	100	75	24	36	5-1/2	27	39	25	37	6-3/4	-	4	2-3/4	Yes
1016	Trimless	100	100	24	40	5-1/2	27	43	25	41	6-3/4	-	4	2-3/4	Yes
1022	Semi-Recessed	75	50	24	30	5-1/2	27-1/2	33-1/2	25	31	4	2	4	2-3/4	Yes
1024	Semi-Recessed	100	75	24	36	5-1/2	27-1/2	39-1/2	25	37	4	2	4	2-3/4	Yes
1026	Semi-Recessed	100	100	24	40	5-1/2	27-1/2	43-1/2	25	41	4	2	4	2-3/4	Yes
1052	Surface	75	50	26	32	6	-	-	-	-	-	6	-	-	No
1054	Surface	100	75	26	38	6	-	-	-	-	-	6	-	-	No
1056	Surface	100	100	26	42	6	-	-	-	-	-	6	-	-	No

ALL DIMENSIONS ARE IN INCHES UNLESS OTHERWISE NOTED

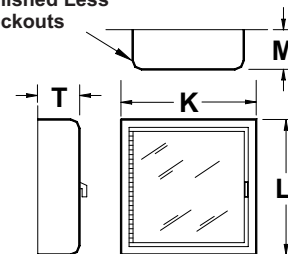


RECESSED

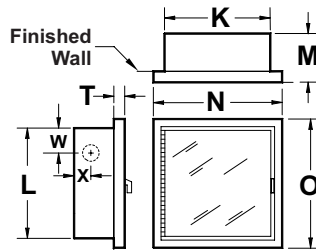


TRIMLESS

18 ga. Galvannealed Steel Box
Furnished Less Knockouts



SURFACE



SEMI-RECESSED

Call Potter Roemer - Fire Pro for current listings and approvals. Dimensions are subject to manufacturer's tolerance and may change without notice. Potter Roemer - Fire Pro assumes no responsibility for use of void or superseded data. © Copyright Potter Roemer - Fire Pro, Member of Morris Group International™ Please visit potterroemer.com for most current specifications.

1000 SERIES

MEMBERSHIP



FIRE EQUIPMENT
MANUFACTURERS'
ASSOCIATION

ONFSA
NATIONAL IRRE SPRINKLER ASSOCIATION, INC.



CASPE
American Society of
Plumbing Engineers



POTTER ROEMER

Headquarters:
P.O. Box 3527
City of Industry, CA
91744 U.S.A.
Los Angeles Area
800-366-3473
626-855-4890

Also in:
New York (800) 526-4592
Chicago (800) 547-3473
Atlanta (833) 744-0542
Miami (833) 744-3473
Dallas (866) 644-3473

www.potterroemer.com