

SERIES 1200 FIRE HOSE CABINETS

For Use with Class II 1 1/2" Hose Rack Assembly & 2 1/2" Fire Dept Valve

FIRE HOSE CABINET fabricated of Galvannealed Steel, 20ga. recessed box (18 ga. surface mounted box) 20 ga. tubular steel door with 18ga. frame and a continuous steel hinge. Left hand hinge standard. All components are powder-coated with an electrostatically-applied, thermally-fused, recoatable white polyester finish. All glass door styles provided with clear tempered safety glass. Wall mounting and size of cabinet as selected by model number.



MODEL 1206-A (Shown)

MODEL SELECTION

- 1204 Recessed
- 1206 Recessed
- 1208 Recessed
- 1214 Trimless
- 1216 Trimless
- 1218 Trimless
- 1224 Semi-Recessed
- 1226 Semi-Recessed
- 1228 Semi-Recessed
- 1254 Surface
- 1256 Surface
- 1258 Surface

DOOR STYLES (Select One)

- A Full Glass, w/ Tempered Safety Glass
- B Break-Glass, w/lock & Break Rite® Handle
- D Duo-Panel w/ Tempered Safety Glass
- DV Duo-Vertical Panel w/ Tempered Safety Glass
- DVL Duo-Vertical Panel w/ Lock, TSG & Break Rite® Handle.
- E Tempered Safety Glass (25 sq. in.) w/ Break Rite® Handle
- F Flush Solid Metal
- FS Flush Solid Metal w/ lock
- J Insert Panel
- (Specify) Optional inserts for glass-style doors
 - 5 Full Filmed Wire Glass
 - 6 1/8" Clear Acrylic

PRODUCT OPTIONS**DOOR AND FRAME MATERIAL:**

- AL ALUMINUM: Clear Anodized Finish
Optional Duranodic Finish
 Light Medium Dark
- SS STAINLESS STEEL: 304 w/ #4 Finish
Optional Finish
 304 w/ #6 Dull Stain 304 w/ #8 Mirror
- PB BRASS: Polished Finish
- BZ BRONZE: Call for Options

OPTIONAL FINISHES TO DOOR AND FRAME ABOVE:

- RED: Powder Coat
- CUSTOM COLORS (Call for Options)

CABINET MODIFICATIONS:

- HF Horizontal Fold Cabinet
- DP Duplex Cabinet
- FP Flush Pull Handle
- RIGHT Right Hand Hinge

If option not shown contact factory.

**NOTE: DOOR STYLES -A, -D, -DV, -F, & -J PROVIDED w/ LEVER HANDLE/CAM LATCH

**NOTE: ALL GLASS DOOR STYLES PROVIDED WITH CLEAR TEMPERED SAFETY GLASS IN COMPLIANCE WITH ANSI Z97-1-1984

Call Potter Roemer - Fire Pro for current listings and approvals. Dimensions are subject to manufacturer's tolerance and may change without notice. Potter Roemer - Fire Pro assumes no responsibility for use of void or superseded data. © Copyright Potter Roemer - Fire Pro, Member of Morris Group International™ Please visit potterroemer.com for most current specifications.

1200 SERIES

Date: 07/10/24

MEMBERSHIP**FIRE EQUIPMENT MANUFACTURERS' ASSOCIATION****ONFSA**
NATIONAL IRRE SPRINKLER ASSOCIATION, INC.**CASPE**
American Society of Plumbing Engineers**POTTER ROEMER**

Headquarters:
P.O. Box 3527
City of Industry, CA
91744 U.S.A.
Los Angeles Area
800-366-3473
626-855-4890

Also in:
New York (800) 526-4592
Chicago (800) 547-3473
Atlanta (800) 762-0542
Miami (833) 744-3473
Dallas (866) 644-3473

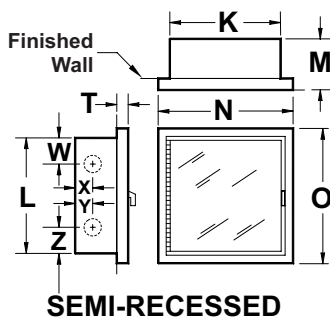
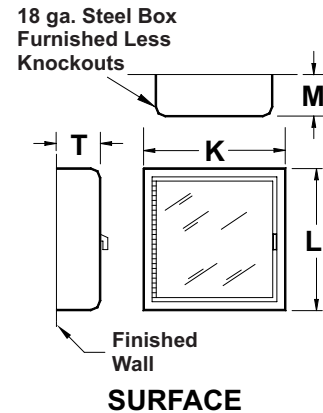
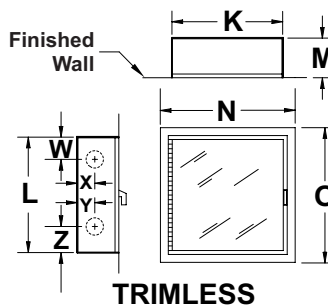
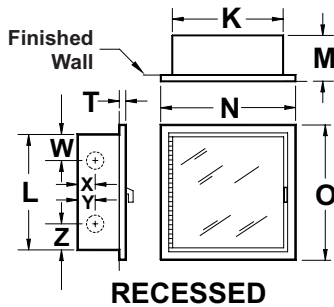
www.potterroemer.com

SERIES 1200 FIRE HOSE CABINETS

MODEL DIMENSIONS

Model No.	Wall Mounting	Max. Capacity		Inside Box Dimensions			Overall Frame		Wall Opening Required			Trim	Inlet Location				ADA
		Poly flex ft.	Super flex ft.	K	L	M	N	O	W I D T H	H E I G H T	D E P T H		T	W	X	Y	
1204	Recessed	75	50	24	36	8	27-3/4	39-3/4	25	37	8-1/2	5/8	4	4	4	4	Yes
1206	Recessed	100	75	24	40	8	27-3/4	43-3/4	25	41	8-1/2	5/8	4	4	4	4	Yes
1208	Recessed	100	100	24	44	8	27-3/4	47-3/4	25	45	8-1/2	5/8	4	4	4	4	Yes
1214	Trimless	75	50	24	36	8	27	39	25	37	9-1/4	-	4	4	4	4	Yes
1216	Trimless	100	75	24	40	8	27	43	25	41	9-1/4	-	4	4	4	4	Yes
1218	Trimless	100	100	24	44	8	27	47	25	45	9-1/4	-	4	4	4	4	Yes
1224	Semi-Recessed	75	50	24	36	8	27-1/2	39-1/2	25	37	6-1/2	2	4	4	4	4	Yes
1226	Semi-Recessed	100	75	24	40	8	27-1/2	43-1/2	25	41	6-1/2	2	4	4	4	4	Yes
1228	Semi-Recessed	100	100	24	44	8	27-1/2	47-1/2	25	45	6-1/2	2	4	4	4	4	Yes
1254	Surface	75	50	26	38	9-1/4	-	-	-	-	-	9-1/4	-	-	-	-	No
1256	Surface	100	75	26	42	9-1/4	-	-	-	-	-	9-1/4	-	-	-	-	No
1258	Surface	100	100	26	46	9-1/4	-	-	-	-	-	9-1/4	-	-	-	-	No

ALL DIMENSIONS ARE IN INCHES UNLESS OTHERWISE NOTED



Call Potter Roemer - Fire Pro for current listings and approvals. Dimensions are subject to manufacturer's tolerance and may change without notice. Potter Roemer - Fire Pro assumes no responsibility for use of void or superceded data. © Copyright Potter Roemer - Fire Pro, Member of Morris Group International™ Please visit potterroemer.com for most current specifications.

1200 SERIES

MEMBERSHIP



FIRE EQUIPMENT MANUFACTURERS' ASSOCIATION



POTTER ROEMER

Headquarters:
P.O. Box 3527
City of Industry, CA
91744 U.S.A.
Los Angeles Area
800-366-3473
626-855-4890

Also in:
New York (800) 526-4592
Chicago (800) 547-3473
Atlanta (800) 762-0542
Miami (833) 744-3473
Dallas (866) 644-3473

www.potterroemer.com