

SERIES 1500 FIRE HOSE CABINETS

For Use with Class II 1 1/2" Hose Rack Assembly, Fire Extinguisher & 2 1/2" Fire Dept. Valve

FIRE HOSE CABINET fabricated of Galvannealed Steel, 20ga. recessed box (18 ga. surface mounted box) 20 ga. tubular steel door with 18ga. frame and a continuous steel hinge. Left hand hinge standard. All components are powder-coated with an electrostatically-applied, thermally-fused, recoatable white polyester finish. All glass door styles provided with clear tempered safety glass. Wall mounting and size of cabinet as selected by model number.



MODEL 1506-A (Shown)

MODEL SELECTION

- 1504 Recessed
- 1506 Recessed
- 1508 Recessed
- 1514 Trimless
- 1516 Trimless
- 1518 Trimless
- 1534 Semi-Recessed
- 1536 Semi-Recessed
- 1538 Semi-Recessed
- 1554 Surface
- 1556 Surface
- 1558 Surface

DOOR STYLES (Select One)

- A Full Glass, w/ Tempered Safety Glass
- B Break-Glass, w/lock & Break Rite® Handle
- D Duo-Panel w/ Tempered Safety Glass
- DV Duo-Vertical Panel w/ Tempered Safety Glass
- DVL Duo-Vertical Panel w/ Lock, TSG & Break Rite® Handle.
- E Tempered Safety Glass (25 sq. in.) w/ Break Rite® Handle
- F Flush Solid Metal
- FS Flush Solid Metal w/ lock
- J Insert Panel
- (Specify) Optional inserts for glass-style doors
 - 5 Full Filmed Wire Glass
 - 6 1/8" Clear Acrylic

PRODUCT OPTIONS**DOOR AND FRAME MATERIAL:**

- AL ALUMINUM: Clear Anodized Finish
Optional Duranodic Finish
 Light Medium Dark
- SS STAINLESS STEEL: 304 w/ #4 Finish
Optional Finish
 304 w/ #6 Dull Stain 304 w/ #8 Mirror
- PB BRASS: Polished Finish
- BZ BRONZE: Call for Options

OPTIONAL FINISHES TO DOOR AND FRAME ABOVE:

- RED: Powder Coat
- CUSTOM COLORS (Call for Options)

CABINET MODIFICATIONS:

- HF Horizontal Fold Cabinet
- DP Duplex Cabinet
- FP Flush Pull Handle
- RIGHT Right Hand Hinge

If option not shown contact factory.

**NOTE: DOOR STYLES -A, -D, -DV, -F, & -J PROVIDED w/ LEVER HANDLE/CAM LATCH

**NOTE: ALL GLASS DOOR STYLES PROVIDED WITH CLEAR TEMPERED SAFETY GLASS IN COMPLIANCE WITH ANSI Z97-1-1984

Call Potter Roemer - Fire Pro for current listings and approvals. Dimensions are subject to manufacturer's tolerance and may change without notice. Potter Roemer - Fire Pro assumes no responsibility for use of void or superceded data. © Copyright Potter Roemer - Fire Pro, Member of Morris Group International™ Please visit potterroemer.com for most current specifications.

1500 SERIES

Date: 07/10/24

MEMBERSHIP**FIRE EQUIPMENT MANUFACTURERS' ASSOCIATION****POTTER ROEMER**

Headquarters:
P.O. Box 3527
City of Industry, CA
91744 U.S.A.
Los Angeles Area
800-366-3473
626-855-4890

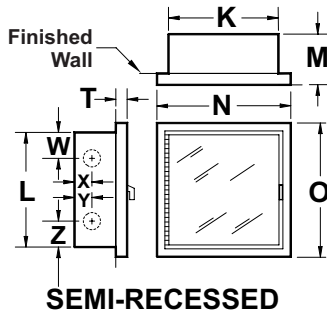
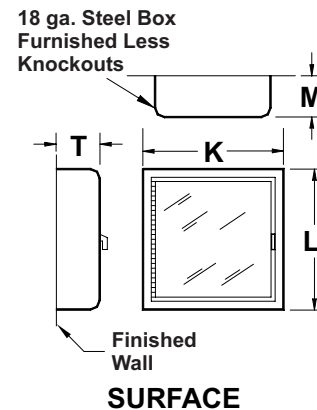
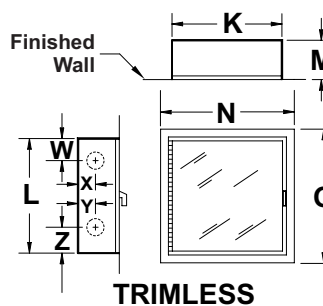
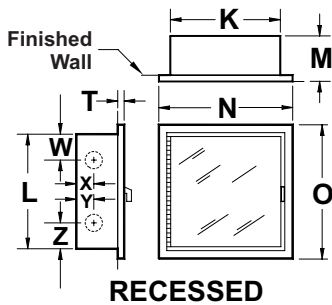
Also in:
New York (800) 526-4592
Chicago (800) 547-3473
Atlanta (800) 762-0542
Miami (833) 744-3473
Dallas (866) 644-3473

www.potterroemer.com

MODEL DIMENSIONS

Model No.	Wall Mounting	Max. Capacity		Inside Box Dimensions			Overall Frame		Wall Opening Required			Trim	Inlet Location					ADA
		Poly flex ft.	Super flex ft.	K	L	M	N	O	W I D T H	H E I G H T	D E P T H		T	W	X	Y	Z	
1504	Recessed	75	50	30	36	8	33-3/4	39-3/4	31	37	8-1/2	5/8	4	4	4	4	Yes	
1506	Recessed	100	75	30	40	8	33-3/4	43-3/4	31	41	8-1/2	5/8	4	4	4	4	Yes	
1508	Recessed	100	100	30	44	8	33-3/4	47-3/4	31	45	8-1/2	5/8	4	4	4	4	Yes	
1514	Trimless	75	50	30	36	8	33	39	31	37	9-1/4	-	4	4	4	4	Yes	
1516	Trimless	100	75	30	40	8	33	43	31	41	9-1/4	-	4	4	4	4	Yes	
1518	Trimless	100	100	30	44	8	33	47	31	45	9-1/4	-	4	4	4	4	Yes	
1534	Semi-Recessed	75	50	30	36	8	33-1/2	39-1/2	31	37	5-3/4	2-3/4	4	4	4	4	Yes	
1536	Semi-Recessed	100	75	30	40	8	33-1/2	43-1/2	31	41	5-3/4	2-3/4	4	4	4	4	Yes	
1538	Semi-Recessed	100	100	30	44	8	33-1/2	47-1/2	31	45	5-3/4	2-3/4	4	4	4	4	Yes	
1554	Surface	75	50	32	38	9-1/4	-	-	-	-	-	9-1/4	-	-	-	-	No	
1556	Surface	100	75	32	42	9-1/4	-	-	-	-	-	9-1/4	-	-	-	-	No	
1558	Surface	100	100	32	46	9-1/4	-	-	-	-	-	9-1/4	-	-	-	-	No	

ALL DIMENSIONS ARE IN INCHES UNLESS OTHERWISE NOTED



Call Potter Roemer - Fire Pro for current listings and approvals. Dimensions are subject to manufacturer's tolerance and may change without notice. Potter Roemer-Fire Pro assumes no responsibility for use of void or superceded data. © Copyright Potter Roemer- Fire Pro, Member of Morris Group International™ Please visit potterroemer.com for most current specifications.

1500 SERIES

MEMBERSHIP



FIRE EQUIPMENT MANUFACTURERS' ASSOCIATION

ONFSA
NATIONAL FIRE SPRINKLER ASSOCIATION, INC.



CASPE
American Society of Plumbing Engineers



POTTER ROEMER

Headquarters:
P.O. Box 3527
City of Industry, CA
91744 U.S.A.
Los Angeles Area
800-366-3473
626-855-4890

Also in:
New York (800) 526-4592
Chicago (800) 547-3473
Atlanta (800) 762-0542
Miami (833) 744-3473
Dallas (866) 644-3473

www.potterroemer.com