

SERIES 1600 FIRE HOSE CABINETS - BUBBLE TYPE

For Use with Class II 1 1/2" Hose Rack Assembly & Fire Extinguisher

BUBBLE TYPE FIRE HOSE CABINET fabricated of Galvannealed steel, 20ga. tubular steel door with 18ga. frame and a continuous hinge. Left hand hinge standard. All components are powder-coated with an electrostatically-applied, thermally fuse, recoatable white polyester finish. Clear, vacuum-formed, polycarbonate bubble. All glass door styles provided with clear tempered safety glass. Wall mounting and size of cabinet as selected by model number.



MODEL 1606-BA (Shown)

MODEL SELECTION

- 1602 Recessed
- 1604 Recessed
- 1606 Recessed
- 1612 Trimless
- 1614 Trimless
- 1616 Trimless
- 1652 Surface
- 1654 Surface
- 1656 Surface

DOOR STYLES (Select One)

- BA Full Bubble with Glass
- BB Break Bubble with Glass
- BF Full Bubble with Flush Solid Metal

PRODUCT OPTIONS

DOOR AND FRAME MATERIAL:

- AL ALUMINUM: Clear Anodized Finish
Optional Duranodic Finish
 Light Medium Dark
- SS STAINLESS STEEL: 304 w/ #4 Finish
Optional Finish
 304 w/ #6 Dull Stain 304 w/ #8 Mirror
- PB BRASS: Polished Finish
- BZ BRONZE: Call for Options

OPTIONAL FINISHES TO DOOR AND FRAME ABOVE:

- RED: Powder Coat
- CUSTOM COLORS (Call for Options)

CABINET MODIFICATIONS:

- RIGHT Right Hand Hinge

If option not shown contact factory.

**NOTE: ALL GLASS DOOR STYLES PROVIDED WITH CLEAR TEMPERED SAFETY GLASS IN COMPLIANCE WITH ANSI Z97-1-1984

Call Potter Roemer - Fire Pro for current listings and approvals. Dimensions are subject to manufacturer's tolerance and may change without notice. Potter Roemer - Fire Pro assumes no responsibility for use of void or superseded data. © Copyright Potter Roemer - Fire Pro, Member of Morris Group International™ Please visit potterroemer.com for most current specifications.

1600 SERIES

Date: 10/02/24

MEMBERSHIP



FIRE EQUIPMENT
MANUFACTURERS'
ASSOCIATION

ONFSA
NATIONAL IRRE SPRINKLER ASSOCIATION, INC.



CASPE
American Society of
Plumbing Engineers



POTTER ROEMER

Headquarters:
P.O. Box 3527
City of Industry, CA
91744 U.S.A.
Los Angeles Area
800-366-3473
626-855-4890

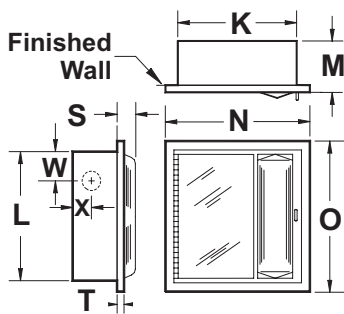
Also in:
New York (800) 526-4592
Chicago (800) 547-3473
Atlanta (800) 762-0542
Miami (833) 744-3473
Dallas (866) 644-3473

www.potterroemer.com

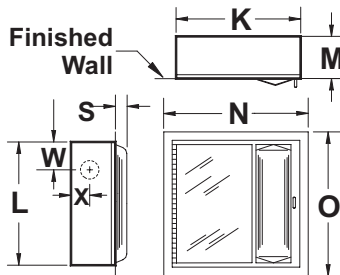
MODEL DIMENSIONS

Model No.	Wall Mounting	Max. Capacity		Inside Box Dimensions			Overall Frame		Wall Opening Required			P R O J E C T I O N S	Trim		Inlet Location		ADA
		Poly flex ft.	Super flex ft.	K	L	M	N	O	W I D T H	H E I G H T	D E P T H		T	W	X		
1602	Recessed	75	50	30	30	4-1/4	33-3/4	33-3/4	31	31	4-3/4	3	5/8	4	2-1/2	Yes	
1604	Recessed	100	75	30	36	4-1/4	33-3/4	39-3/4	31	37	4-3/4	3	5/8	4	2-1/2	Yes	
1606	Recessed	100	100	30	40	4-1/4	33-3/4	43-3/4	31	41	4-3/4	3	5/8	4	2-1/2	Yes	
1612	Trimless	75	50	30	30	4-1/4	33	33	31	31	5-1/2	3	-	4	2-1/2	Yes	
1614	Trimless	100	75	30	36	4-1/4	33	39	31	37	5-1/2	3	-	4	2-1/2	Yes	
1616	Trimless	100	100	30	40	4-1/4	33	43	31	41	5-1/2	3	-	4	2-1/2	Yes	
1652	Surface	75	50	30	32	6	-	-	-	-	-	3	6	-	-	No	
1654	Surface	100	75	30	38	6	-	-	-	-	-	3	6	-	-	No	
1656	Surface	100	100	30	42	6	-	-	-	-	-	3	6	-	-	No	

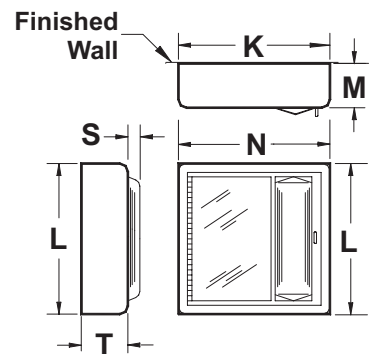
ALL DIMENSIONS ARE IN INCHES UNLESS OTHERWISE NOTED



RECESSED



TRIMLESS



SURFACE

Call Potter Roemer - Fire Pro for current listings and approvals. Dimensions are subject to manufacturer's tolerance and may change without notice. Potter Roemer-Fire Pro assumes no responsibility for use of void or superseded data. © Copyright Potter Roemer- Fire Pro, Member of Morris Group International™ Please visit potterroemer.com for most current specifications.

1600 SERIES

MEMBERSHIP



FIRE EQUIPMENT
MANUFACTURERS'
ASSOCIATION



POTTER ROEMER

Headquarters:
P.O. Box 3527
City of Industry, CA
91744 U.S.A.
Los Angeles Area
800-366-3473
626-855-4890

Also in:
New York (800) 526-4592
Chicago (800) 547-3473
Atlanta (800) 762-0542
Miami (833) 744-3473
Dallas (866) 644-3473

www.potterroemer.com