

## SPECIFICATIONS

20ga. box; 20ga. tubular steel door with 18ga. frame and a continuous steel hinge. All components are powder-coated with an electrostatically-applied, thermally-fused, recoatable white polyester finish. All glass door styles provided with clear tempered safety glass. Wall mounting and size of cabinet as selected by model number.

## REGULARLY FURNISHED

FIRE HOSE CABINET - For use with 2-1/2" x 1-1/2" Reducing Fire Hose Rack Assembly

## MODEL SELECTION

- 1102 Recessed
- 1104 Recessed
- 1106 Recessed
- 1112 Trimless
- 1114 Trimless
- 1116 Trimless
- 1122 Semi-Recessed
- 1124 Semi-Recessed
- 1126 Semi-Recessed
- 1152 Surface
- 1154 Surface
- 1156 Surface

## PRODUCT OPTIONS

### DOOR AND FRAME MATERIAL:

- AL ALUMINUM: Clear Anodized Finish
- SS STAINLESS STEEL: 304 w/ #4 Finish
- PB BRASS: Polished Finish
- BZ BRONZE: Call for Options

### FINISHES:

- ALUMINUM: Duranodic Finish
  - Light  Medium  Dark
- STAINLESS STEEL: Finish as Specified
  - 304 w/ #6 Dull Satin  304 w/ #8 Mirror
- RED: Powder Coat
- CUSTOMER COLORS \_\_\_\_\_ (Specify)



## PRODUCT OPTIONS (cont.)

### CABINET MODIFICATIONS:

- DANA TYPE: Frameless Concealed Hinge and Handle Construction
- HF Horizontal Fold Cabinet
- DP Duplex Cabinet

### DOOR STYLES:

- A Full Glass, w/ Tempered Safety Glass
- B Break-Glass, w/lock & Break Rite® Handle
- D Duo-Panel w/ Tempered Safety Glass
- DV Duo-Vertical Panel w/ Tempered Safety Glass
- DVL Duo-Vertical Panel w/ Lock, TSG & Break Rite® Handle.
- E Tempered Safety Glass (25 sq. in.) w/ Break Rite® Handle
- F Flush Solid Metal
- FS Flush Solid Metal w/ lock
- J Insert Panel
- (Specify) Optional inserts for glass-style doors

\*\*NOTE: DOOR STYLES -A, -D, -DV, -F, & -J PROVIDED w/ LEVER HANDLE/CAM LATCH

\*\*NOTE: ALL GLASS DOOR STYLES PROVIDED WITH CLEAR TEMPERED SAFETY GLASS IN COMPLIANCE WITH ANSI Z97-1-1984

Call Potter Roemer - Fire Pro for current listings and approvals. Dimensions are subject to manufacturer's tolerance and may change without notice. Potter Roemer - Fire Pro assumes no responsibility for use of void or superseded data. © Copyright Potter Roemer - Fire Pro, Member of Morris Group International™ Please visit [potterroemer.com](http://potterroemer.com) for most current specifications.

**1100 SERIES**

Date: 08/05/14

**MEMBERSHIP**



FIRE EQUIPMENT  
MANUFACTURERS'  
ASSOCIATION

**ONFSA**  
NATIONAL IRRE SPRINKLER ASSOCIATION, INC.



**CASPE**  
American Society of  
Plumbing Engineers




## POTTER ROEMER/FIRE PRO

Headquarters:  
P.O. Box 3527  
City of Industry, CA  
91744 U.S.A.  
Los Angeles Area  
800-366-3473  
626-855-4890

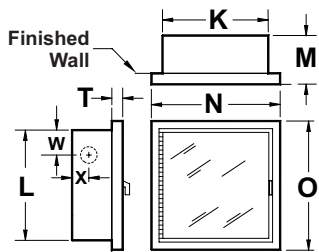
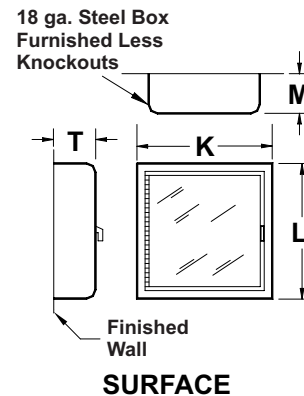
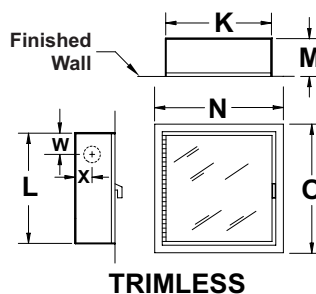
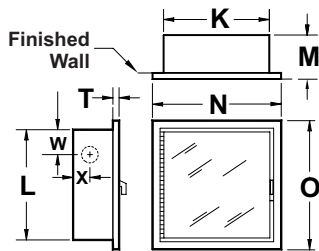
Also in:  
New York (800) 526-4592  
Chicago (800) 547-3473  
Atlanta (800) 762-0542  
Miami (866) 961-3473  
Dallas (866) 644-3473

[www.potterroemer.com](http://www.potterroemer.com)

**MODEL DIMENSIONS**

Model No.	Wall Mounting	Max. Capacity		Inside Box Dimensions			Overall Frame		Wall Opening Required			Trim		Inlet Location		ADA 
		Poly flex ft.	Super flex ft.	K	L	M	N	O	W I D T H	H E I G H T	D E P T H	T	W	X		
1102	Recessed	75	50	24	30	8	27-3/4	33-3/4	25	31	8-1/2	5/8	4	4	Yes	
1104	Recessed	100	75	24	36	8	27-3/4	39-3/4	25	37	8-1/2	5/8	4	4	Yes	
1106	Recessed	100	100	24	40	8	27-3/4	43-3/4	25	41	8-1/2	5/8	4	4	Yes	
1112	Trimless	75	50	24	30	8	27	33	25	31	9-1/4	-	4	4	Yes	
1114	Trimless	100	75	24	36	8	27	39	25	37	9-1/4	-	4	4	Yes	
1116	Trimless	100	100	24	40	8	27	43	25	41	9-1/4	-	4	4	Yes	
1122	Semi-Recessed	75	50	24	30	8	27-1/2	33-1/2	25	31	6-1/2	2	4	4	Yes	
1124	Semi-Recessed	100	75	24	36	8	27-1/2	39-1/2	25	37	6-1/2	2	4	4	Yes	
1126	Semi-Recessed	100	100	24	40	8	27-1/2	43-1/2	25	41	6-1/2	2	4	4	Yes	
1152	Surface	75	50	26	32	9-1/4	-	-	-	-	-	9-1/4	-	-	No	
1154	Surface	100	75	26	38	9-1/4	-	-	-	-	-	9-1/4	-	-	No	
1156	Surface	100	100	26	42	9-1/4	-	-	-	-	-	9-1/4	-	-	No	

ALL DIMENSIONS ARE IN INCHES UNLESS OTHERWISE NOTED



Call Potter Roemer - Fire Pro for current listings and approvals. Dimensions are subject to manufacturer's tolerance and may change without notice. Potter Roemer - Fire Pro assumes no responsibility for use of void or superseded data. © Copyright Potter Roemer - Fire Pro, Member of Morris Group International™ Please visit [potterroemer.com](http://potterroemer.com) for most current specifications.

**1100 SERIES**

Date: 08/05/14

**MEMBERSHIP**



FIRE EQUIPMENT MANUFACTURERS' ASSOCIATION

**ONFSA**  
NATIONAL IRRE SPRINKLER ASSOCIATION, INC.



**CASPE**  
American Society of Plumbing Engineers



**POTTER ROEMER/FIRE PRO**

Headquarters:  
P.O. Box 3527  
City of Industry, CA  
91744 U.S.A.  
Los Angeles Area  
800-366-3473  
626-855-4890

Also in:  
New York (800) 526-4592  
Chicago (800) 547-3473  
Atlanta (800) 762-0542  
Miami (866) 961-3473  
Dallas (866) 644-3473

[www.potterroemer.com](http://www.potterroemer.com)