

SPECIFICATIONS

20ga. box; 20ga. tubular steel door with 18ga. frame and a continuous steel hinge. All components are powder-coated with an electrostatically-applied, thermally-fused, recoatable white polyester finish. All glass door styles provided with film wire inserted glass. Wall mounting and size of cabinet as selected by model number.

REGULARLY FURNISHED

FIRE HOSE CABINET - For use with 2-1/2" x 1-1/2" Reducing Fire Hose Rack Assembly

MODEL SELECTION

- 1102 Recessed
- 1104 Recessed
- 1106 Recessed
- 1112 Trimless
- 1114 Trimless
- 1116 Trimless
- 1122 Semi-Recessed
- 1124 Semi-Recessed
- 1126 Semi-Recessed
- 1152 Surface
- 1154 Surface
- 1156 Surface

PRODUCT OPTIONS

DOOR AND FRAME MATERIAL:

- AL ALUMINUM: Clear Anodized Finish
- SS STAINLESS STEEL: 304 w/ #4 Finish
- PB BRASS: Polished Finish
- BZ BRONZE: Call for Options

OPTIONAL FINISHES:

- ALUMINUM: Duranodic Finish
 - Light Medium Dark
- STAINLESS STEEL: Finish as Specified
 - 304 w/ #6 Dull Satin 304 w/ #8 Mirror
- RED: Powder Coat
- CUSTOMER COLORS _____ (Specify)



PRODUCT OPTIONS (cont.)

DOOR STYLES:

- DFW Duo-Panel Film Wire Inserted Glass

**NOTE: DOOR STYLE -DFW PROVIDED w/ LEVER HANDLE/CAM LATCH

**NOTE: WIRE GLASS IS NOT IMPACT RESISTANT AND MAY CAUSE INJURY WHEN GLASS IS BROKEN. WE RECOMMEND COATING WIRE GLASS WITH SPECIALTY FILMS.

Call Potter Roemer - Fire Pro for current listings and approvals. Dimensions are subject to manufacturer's tolerance and may change without notice. Potter Roemer - Fire Pro assumes no responsibility for use of void or superseded data. © Copyright Potter Roemer - Fire Pro, Member of Morris Group International™ Please visit potterroemer.com for most current specifications.

1100 NYC SERIES

Date: 01/10/17

MEMBERSHIP



FIRE EQUIPMENT
MANUFACTURERS'
ASSOCIATION

ONFSA
NATIONAL FIRE SPRINKLER ASSOCIATION, INC.



CASPE
American Society of
Plumbing Engineers




POTTER ROEMER/FIRE PRO

Headquarters:
P.O. Box 3527
City of Industry, CA
91744 U.S.A.
Los Angeles Area
800-366-3473
626-855-4890

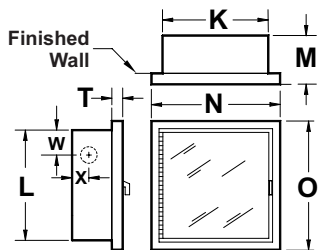
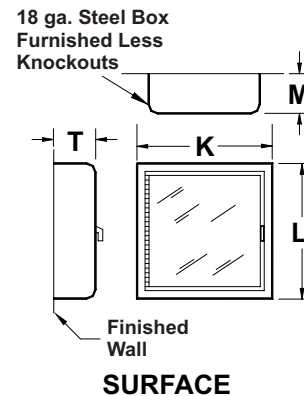
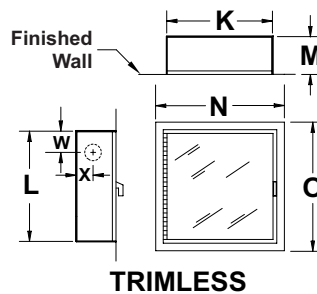
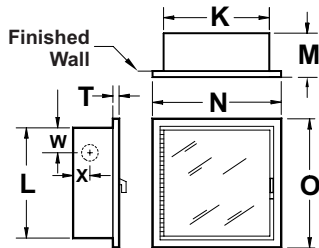
Also in:
New York (800) 526-4592
Chicago (800) 547-3473
Atlanta (800) 762-0542
Miami (866) 961-3473
Dallas (866) 644-3473

www.potterroemer.com

MODEL DIMENSIONS

Model No.	Wall Mounting	Max. Capacity		Inside Box Dimensions			Overall Frame		Wall Opening Required			Trim	Inlet Location		ADA 
		Poly flex ft.	Super flex ft.	K	L	M	N	O	W I D T H	H E I G H T	D E P T H		T	W	
1102	Recessed	75	50	24	30	8	27-3/4	33-3/4	25	31	8-1/2	5/8	4	4	Yes
1104	Recessed	125	75	24	36	8	27-3/4	39-3/4	25	37	8-1/2	5/8	4	4	Yes
1106	Recessed	125	100	24	40	8	27-3/4	43-3/4	25	41	8-1/2	5/8	4	4	Yes
1112	Trimless	75	50	24	30	8	27	33	25	31	9-1/4	-	4	4	Yes
1114	Trimless	125	75	24	36	8	27	39	25	37	9-1/4	-	4	4	Yes
1116	Trimless	125	100	24	40	8	27	43	25	41	9-1/4	-	4	4	Yes
1122	Semi-Recessed	75	50	24	30	8	27-1/2	33-1/2	25	31	6-1/2	2	4	4	Yes
1124	Semi-Recessed	125	75	24	36	8	27-1/2	39-1/2	25	37	6-1/2	2	4	4	Yes
1126	Semi-Recessed	125	100	24	40	8	27-1/2	43-1/2	25	41	6-1/2	2	4	4	Yes
1152	Surface	75	50	26	32	9-1/4	-	-	-	-	-	9-1/4	-	-	No
1154	Surface	125	75	26	38	9-1/4	-	-	-	-	-	9-1/4	-	-	No
1156	Surface	125	100	26	42	9-1/4	-	-	-	-	-	9-1/4	-	-	No

ALL DIMENSIONS ARE IN INCHES UNLESS OTHERWISE NOTED



Call Potter Roemer - Fire Pro for current listings and approvals. Dimensions are subject to manufacturer's tolerance and may change without notice. Potter Roemer-Fire Pro assumes no responsibility for use of void or superseded data. © Copyright Potter Roemer- Fire Pro, Member of Morris Group International™ Please visit potterroemer.com for most current specifications.

1100 NYC SERIES

Date: 01/17/17

MEMBERSHIP



FIRE EQUIPMENT
MANUFACTURERS'
ASSOCIATION



POTTER ROEMER/FIRE PRO

Headquarters:
P.O. Box 3527
City of Industry, CA
91744 U.S.A.
Los Angeles Area
800-366-3473
626-855-4890

Also in:
New York (800) 526-4592
Chicago (800) 547-3473
Atlanta (800) 762-0542
Miami (866) 961-3473
Dallas (866) 644-3473

www.potterroemer.com