

SPECIFICATIONS

20ga. box; 20ga. tubular steel door with 18ga. frame and a continuous steel hinge. All components are powder-coated with an electrostatically-applied, thermally-fused, recoatable white polyester finish. All glass door styles provided with clear tempered safety glass. Wall mounting and size of cabinet as selected by model number.

REGULARLY FURNISHED

BUBBLE TYPE FIRE HOSE CABINET - For use with 1-1/2" Fire Hose Rack Assembly and Portable Fire Extinguisher



MODEL SELECTION

- 1602 Recessed
- 1604 Recessed
- 1606 Recessed
- 1612 Trimless
- 1614 Trimless
- 1616 Trimless
- 1652 Surface
- 1654 Surface
- 1656 Surface

PRODUCT OPTIONS

DOOR AND FRAME MATERIAL:

- AL ALUMINUM: Clear Anodized Finish
- SS STAINLESS STEEL: 304 w/ #4 Finish
- PB BRASS: Polished Finish
- BZ BRONZE: Call for Options

FINISHES:

- ALUMINUM: Duranodic Finish
 - Light Medium Dark
- STAINLESS STEEL: Finish as Specified
 - 304 w/ #6 Dull Satin 304 w/ #8 Mirror
- RED: Powder Coat
- CUSTOMER COLORS _____ (Specify)

CABINET MODIFICATIONS:

- DANA TYPE: Frameless Concealed Hinge Construction
- HF Horizontal Fold Cabinet
- DP Duplex Cabinet

DOOR STYLES:

- BA Full Bubble with Glass
- BB Break Bubble with Glass
- BF Full Bubble with Flush Solid Metal
 - B Bronze -S Smoke Grey

**NOTE: ALL GLASS DOOR STYLES PROVIDED WITH CLEAR TEMPERED SAFETY GLASS IN COMPLIANCE WITH ANSI Z97-1-1984

Call Potter Roemer - Fire Pro for current listings and approvals. Dimensions are subject to manufacturer's tolerance and may change without notice. Potter Roemer - Fire Pro assumes no responsibility for use of void or superseded data. © Copyright Potter Roemer - Fire Pro, Member of Morris Group International™ Please visit potterroemer.com for most current specifications.

1600 SERIES

Date: 08/12/15

MEMBERSHIP



FIRE EQUIPMENT
MANUFACTURERS'
ASSOCIATION



POTTER ROEMER/FIRE PRO

Headquarters:
P.O. Box 3527
City of Industry, CA
91744 U.S.A.
Los Angeles Area
800-366-3473
626-855-4890

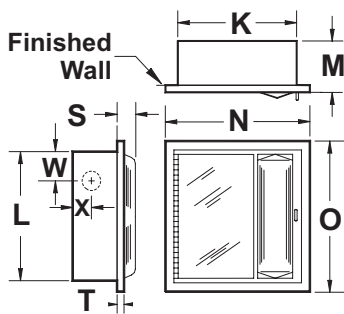
Also in:
New York (800) 526-4592
Chicago (800) 547-3473
Atlanta (800) 762-0542
Miami (866) 961-3473
Dallas (866) 644-3473

www.potterroemer.com

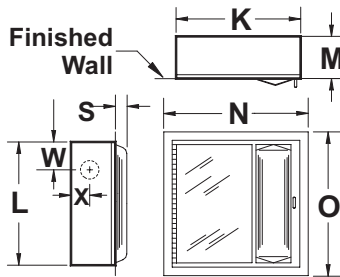
MODEL DIMENSIONS

Model No.	Wall Mounting	Max. Capacity		Inside Box Dimensions			Overall Frame		Wall Opening Required			Trim	Inlet Location		ADA	
		Poly flex ft.	Super flex ft.	K	L	M	N	O	W I D T H	H E I G H T	D E P T H		T	W		X
1602	Recessed	75	50	30	30	4-1/4	33-3/4	33-3/4	31	31	4-3/4	3	5/8	4	2-1/2	Yes
1604	Recessed	100	75	30	36	4-1/4	33-3/4	39-3/4	31	37	4-3/4	3	5/8	4	2-1/2	Yes
1606	Recessed	100	100	30	40	4-1/4	33-3/4	43-3/4	31	41	4-3/4	3	5/8	4	2-1/2	Yes
1612	Trimless	75	50	30	30	4-1/4	33	33	31	31	5-1/2	3	-	4	2-1/2	Yes
1614	Trimless	100	75	30	36	4-1/4	33	39	31	37	5-1/2	3	-	4	2-1/2	Yes
1616	Trimless	100	100	30	40	4-1/4	33	43	31	41	5-1/2	3	-	4	2-1/2	Yes
1652	Surface	75	50	30	32	6	-	-	-	-	-	3	6	-	-	No
1654	Surface	100	75	30	38	6	-	-	-	-	-	3	6	-	-	No
1656	Surface	100	100	30	42	6	-	-	-	-	-	3	6	-	-	No

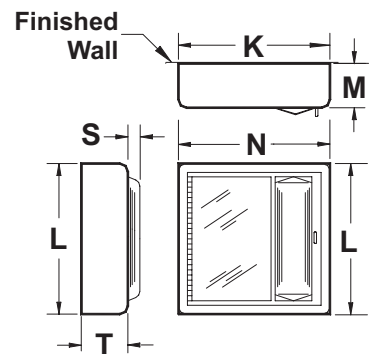
ALL DIMENSIONS ARE IN INCHES UNLESS OTHERWISE NOTED



RECESSED



TRIMLESS



SURFACE

Call Potter Roemer - Fire Pro for current listings and approvals. Dimensions are subject to manufacturer's tolerance and may change without notice. Potter Roemer - Fire Pro assumes no responsibility for use of void or superseded data. © Copyright Potter Roemer - Fire Pro, Member of Morris Group International™ Please visit potterroemer.com for most current specifications.

1600 SERIES

Date: 08/12/15

MEMBERSHIP



FIRE EQUIPMENT
MANUFACTURERS'
ASSOCIATION



POTTER ROEMER/FIRE PRO

Headquarters:
P.O. Box 3527
City of Industry, CA
91744 U.S.A.
Los Angeles Area
800-366-3473
626-855-4890

Also in:
New York (800) 526-4592
Chicago (800) 547-3473
Atlanta (800) 762-0542
Miami (866) 961-3473
Dallas (866) 644-3473

www.potterroemer.com