

## SERIES 5710-5746 EXPOSED FIRE DEPT. INLET CONNECTIONS CLAPPER TYPE

### *Used as an Auxiliary Inlet Connection.*

#### **TWO-WAY WITH SINGLE CLAPPER, 300 PSI RATED**

Cast brass two-way inlet body, swing clapper and pin lug swivel. Back or angle outlet as selected by model number. Lettering as selected. Size 4" x 2-1/2" x 2-1/2".

#### **TWO-WAY WITH DOUBLE CLAPPER, 175 PSI RATED**

Cast brass two-way inlet body, drop clappers and pin lug swivels. Size and outlet as selected by model number. Lettering as selected.

#### **THREE-WAY WITH TRIPLE CLAPPER, 300 PSI RATED**

Cast brass three-way inlet body, drop clappers and pin lug swivels. Size and outlet as selected by model number. Lettering as selected.



UL File #EX4078  
Model #S201B



MODEL 5710-A (Shown)

### MODEL SELECTION

#### **TWO-WAY WITH SINGLE CLAPPER**

- ☐ **5710** 4" Back Outlet (UL Listed) ◀FM▶
- ☐ **5715** 4" Angle Outlet (UL Listed) ◀FM▶

#### **TWO-WAY WITH DOUBLE CLAPPER**

- ☐ **5721** 4" Back Outlet (UL Listed)
- ☐ **5722** 6" Back Outlet (UL Listed)
- ☐ **5723** 4" Back Outlet (UL Listed)
- ☐ **5724** 6" Back Outlet (UL Listed)
- ☐ **5731** 4" Angle Outlet (UL Listed)
- ☐ **5732** 6" Angle Outlet (UL Listed)
- ☐ **5733** 4" Angle Outlet (UL Listed)
- ☐ **5734** 6" Angle Outlet (UL Listed)

#### **THREE-WAY WITH TRIPLE CLAPPER**

- ☐ **5740** 4" Back Outlet
- ☐ **5741** 6" Back Outlet
- ☐ **5745** 4" Angle Outlet
- ☐ **5746** 6" Angle Outlet

### PRODUCT OPTIONS

#### **LETTERING AVAILABLE:**

- ☐ -A AUTO. SPKR.
- ☐ -S STANDPIPE

#### **FINISHES:**

- ☐ -B Polished Brass
- ☐ -C Rough Chrome Plated Body
- ☐ -D Polished Chrome Plated

#### **OPTION:**

- ☐ -GRV Grooved Outlet

#### **THREADS:**

- ☐ N.S.T.
- ☐ Other \_\_\_\_\_

Note: Refer to Model Dimensional Chart for UL & FM Listing

Call Potter Roemer - Fire Pro for current listings and approvals. Dimensions are subject to manufacturer's tolerance and may change without notice. Potter Roemer - Fire Pro assumes no responsibility for use of void or superseded data. © Copyright Potter Roemer - Fire Pro, Member of Morris Group International™ Please visit [potterroemer.com](http://potterroemer.com) for most current specifications.

**5710-5746 SERIES**

Date: 10/22/24

**MEMBERSHIP**



FIRE EQUIPMENT  
MANUFACTURERS'  
ASSOCIATION



### POTTER ROEMER

Headquarters:  
P.O. Box 3527  
City of Industry, CA  
91744 U.S.A.  
Los Angeles Area  
800-366-3473  
626-855-4890

Also in:  
New York (800) 526-4592  
Chicago (800) 547-3473  
Atlanta (800) 762-0542  
Miami (833) 744-3473  
Dallas (866) 644-3473

[www.potterroemer.com](http://www.potterroemer.com)

## SERIES 5710-5746 EXPOSED FIRE DEPT. INLET CONNECTIONS CLAPPER TYPE

### MODEL DIMENSIONS

Model No.	Outlet	Approvals		Size	A	B	C	D
		UL	FM					
SINGLE CLAPPER								
5710	Back	Yes	Yes	4 x 2-1/2 x 2-1/2	5-33/64	8-5/64		
5715	Angle	Yes	Yes	6 x 2-1/2 x 2-1/2			6-11/16	8-5/64
DOUBLE CLAPPER								
5721	Back	Yes	Yes <sup>1</sup>	4 x 2-1/2 x 2-1/2	7-9/32	11-21/32		
5722	Back	Yes	No	6 x 2-1/2 x 2-1/2	8-5/32	11-21/32		
5723	Back	Yes	No	4 x 3 x 3	8-1/32	12-27/32		
5724	Back	Yes	No	6 x 3 x 3	8-23/32	12-7/8		
5731	Angle	Yes	Yes <sup>2</sup>	4 x 2-1/2 x 2-1/2			8-31/64	11-21/32
5732	Angle	Yes	No	6 x 2-1/2 x 2-1/2			9-15/32	11-21/32
5733	Angle	Yes	No	4 x 3 x 3			9-3/32	12-27/32
5734	Angle	Yes	No	6 x 3 x 3			10-3/32	12-7/8
TRIPLE CLAPPER								
5740	Back	No	No	4 x 2-1/2 x 2-1/2 x 2-1/2	9-17/64	15-13/64		
5741	Back	No	No	6 x 2-1/2 x 2-1/2 x 2-1/2	9-17/64	15-13/64		
5745	Angle	No	No	4 x 2-1/2 x 2-1/2 x 2-1/2			9-17/64	15-13/64
5746	Angle	No	No	6 x 2-1/2 x 2-1/2 x 2-1/2			9-17/64	15-13/64

Note 1: Giacomini A105 ◀FM▶ approved

Note 2: Giacomini A106 ◀FM▶ approved

Call Potter Roemer - Fire Pro for current listings and approvals. Dimensions are subject to manufacturer's tolerance and may change without notice. Potter Roemer - Fire Pro assumes no responsibility for use of void or superseded data. © Copyright Potter Roemer - Fire Pro, Member of Morris Group International™ Please visit [potterroemer.com](http://potterroemer.com) for most current specifications.

**5710-5746 SERIES**

**MEMBERSHIP**



FIRE EQUIPMENT  
MANUFACTURERS'  
ASSOCIATION



CASPE  
American Society of  
Plumbing Engineers

**ONFSA**  
NATIONAL FIRE SPRINKLER ASSOCIATION, INC.



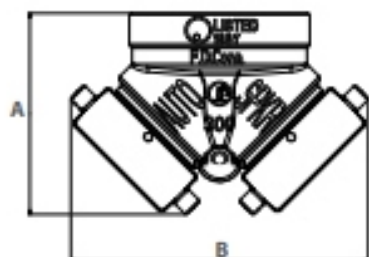
### POTTER ROEMER

Headquarters:  
P.O. Box 3527  
City of Industry, CA  
91744 U.S.A.  
Los Angeles Area  
800-366-3473  
626-855-4890

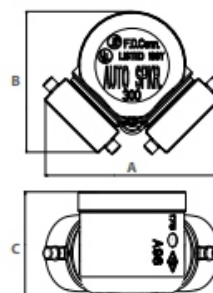
Also in:  
New York (800) 526-4592  
Chicago (800) 547-3473  
Atlanta (800) 762-0542  
Miami (833) 744-3473  
Dallas (866) 644-3473

[www.potterroemer.com](http://www.potterroemer.com)

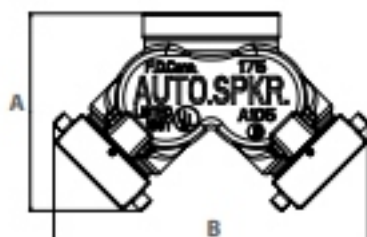
## SERIES 5710-5746 EXPOSED FIRE DEPT. INLET CONNECTIONS CLAPPER TYPE



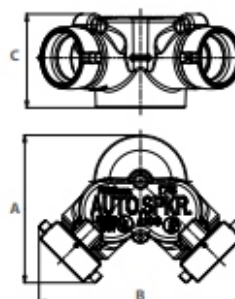
**MODEL 5710**



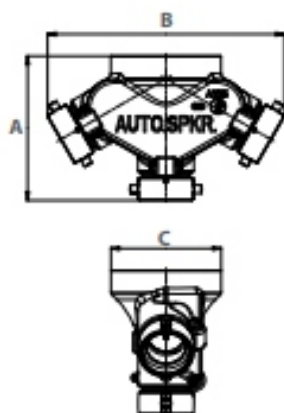
**MODEL 5715**



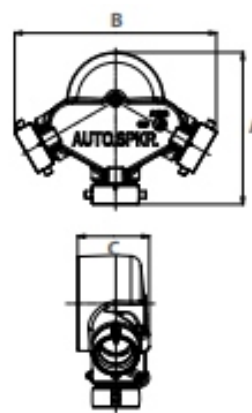
**MODEL 5721/5722**



**MODEL 5731/5732**



**MODEL 5740/5741**



**MODEL 5745/5746**

Call Potter Roemer - Fire Pro for current listings and approvals. Dimensions are subject to manufacturer's tolerance and may change without notice. Potter Roemer-Fire Pro assumes no responsibility for use of void or superceded data. © Copyright Potter Roemer-Fire Pro, Member of Morris Group International™ Please visit [potterroemer.com](http://potterroemer.com) for most current specifications.

**5710-5746 SERIES**

**MEMBERSHIP**



FIRE EQUIPMENT  
MANUFACTURERS'  
ASSOCIATION



CASPE  
American Society of  
Plumbing Engineers

**ONFSA**  
NATIONAL FIRE SPRINKLER ASSOCIATION, INC.



### POTTER ROEMER

Headquarters:  
P.O. Box 3527  
City of Industry, CA  
91744 U.S.A.  
Los Angeles Area  
800-366-3473  
626-855-4890

Also in:  
New York (800) 526-4592  
Chicago (800) 547-3473  
Atlanta (800) 762-0542  
Miami (833) 744-3473  
Dallas (866) 644-3473

[www.potterroemer.com](http://www.potterroemer.com)