

## SPECIFICATIONS

CLASSIFIED BY UNDERWRITERS LABORATORIES INC. for use in the through penetration fire stop systems. The applicable rating information is listed at 2 hours for flame, temperature, and/or hose stream. Galvannealed Steel 20 ga. box, with knock out provision in inner box; (penetration of fire protection box, to accommodate piping, and the restoration of fire stop around penetration, shall be completed by installing contractor). 20 ga. tubular steel door with 18 ga. frame and a continuous steel hinge. All components are powder-coated with an electrostatically-applied, thermally fused, recoatable white polyester finish. All glass door styles provided with clear tempered safety glass. Wall mounting and size of cabinet as selected by model number.

## REGULARLY FURNISHED

1810 Series - For use with 2-1/2" Fire Department Valve

1810-10 Series - For use with 2-1/2" Valve, 2-1/2" x 1-1/2" Reducer and 1-1/2" Cap

1830 Series - For use with 2-1/2" Pressure Regulating Valve

\*FIRE RATED

\*UL Classified 7N43

## MODEL SELECTION

- |   |  |
|---|--|
| <input type="checkbox"/> FRC1810 Recessed         | <input type="checkbox"/> FRC1830 Recessed      |
| <input type="checkbox"/> FRC1810-10 Recessed      | <input type="checkbox"/> FRC1831 Trimless      |
| <input type="checkbox"/> FRC1811 Trimless         | <input type="checkbox"/> FRC1832 Semi-Recessed |
| <input type="checkbox"/> FRC1811-10 Trimless      |  |
| <input type="checkbox"/> FRC1812 Semi-Recessed    |  |
| <input type="checkbox"/> FRC1812-10 Semi-Recessed |  |

## PRODUCT OPTIONS

### DOOR AND FRAME MATERIAL:

- |                              |                                   |
|------------------------------|-----------------------------------|
| <input type="checkbox"/> -AL | ALUMINUM: Clear Anodized Finish   |
| <input type="checkbox"/> -SS | STAINLESS STEEL: 304 w/ #4 Finish |
| <input type="checkbox"/> -PB | BRASS: Polished Finish            |
| <input type="checkbox"/> -BZ | BRONZE: Call for Options          |

### OPTIONAL FINISHES TO DOOR AND FRAME ABOVE:

- |  |   |   |                               |
|--|---|---|-------------------------------|
| <input type="checkbox"/> -ALUMINUM: Duranodic Finish           | <input type="checkbox"/> Light                | <input type="checkbox"/> Medium           | <input type="checkbox"/> Dark |
| <input type="checkbox"/> -STAINLESS STEEL: Finish as Specified |   |   |                               |
|  | <input type="checkbox"/> 304 w/ #6 Dull Satin | <input type="checkbox"/> 304 w/ #8 Mirror |                               |
| <input type="checkbox"/> -RED: Powder Coat                     |   |   |                               |
| <input type="checkbox"/> -CUSTOMER COLORS _____                | (Specify)                                     |   |                               |



## PRODUCT OPTIONS (cont.)

### DOOR STYLES:

- |                                    |  |
|------------------------------------|--|
| <input type="checkbox"/> -A        | Full Glass, w/ Tempered Safety Glass                     |
| <input type="checkbox"/> -B        | Break-Glass, w/ Lock & Break Rite® Handle                |
| <input type="checkbox"/> -D        | Duo-Panel w/ Tempered Safety Glass                       |
| <input type="checkbox"/> -DV       | Duo-Vertical Panel w/ Tempered Safety Glass              |
| <input type="checkbox"/> -DVL      | Duo-Vertical Panel w/ Lock, TSG & Break Rite® Handle     |
| <input type="checkbox"/> -E        | Tempered Safety Glass (25 sq. in.) w/ Break Rite® Handle |
| <input type="checkbox"/> -F        | Flush Solid Metal  |
| <input type="checkbox"/> -FS       | Flush Solid Metal w/ lock                                |
| <input type="checkbox"/> -J        | Insert Panel   |
| <input type="checkbox"/> (Specify) | Optional inserts for glass-style doors                   |

\*\*NOTE: DOOR STYLES -A, -D, -DV, -F, & -J PROVIDED w/ LEVER HANDLE/CAM LATCH

\*\*NOTE: ALL GLASS DOOR STYLES PROVIDED WITH CLEAR TEMPERED SAFETY GLASS IN COMPLIANCE WITH ANSI Z97-1-1984

Call Potter Roemer - Fire Pro for current listings and approvals. Dimensions are subject to manufacturer's tolerance and may change without notice. Potter Roemer-Fire Pro assumes no responsibility for use of void or superseded data. © Copyright Potter Roemer- Fire Pro, Member of Morris Group International™ Please visit [potterroemer.com](http://potterroemer.com) for most current specifications.

**FRC1810 SERIES**

Date: 11/22/19

**MEMBERSHIP**



FIRE EQUIPMENT  
MANUFACTURERS'  
ASSOCIATION

**ONFSA**  
NATIONAL IRRE SPRINKLER ASSOCIATION, INC.



**CASPE**  
American Society of  
Plumbing Engineers



**POTTER ROEMER/FIRE PRO**

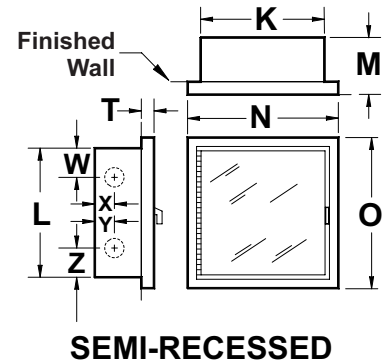
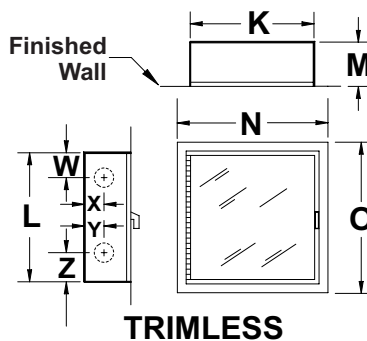
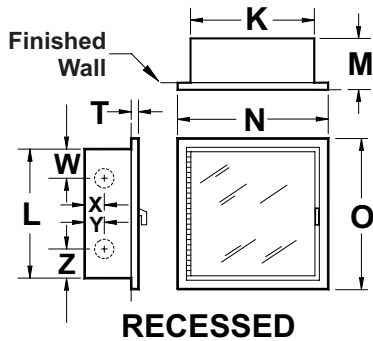
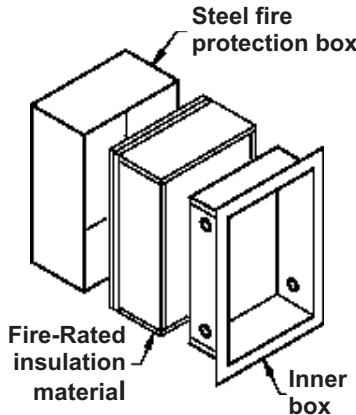
Headquarters:  
P.O. Box 3527  
City of Industry, CA  
91744 U.S.A.  
Los Angeles Area  
800-366-3473  
626-855-4890

Also in:  
New York (800) 526-4592  
Chicago (800) 547-3473  
Atlanta (800) 762-0542  
Miami (866) 961-3473  
Dallas (866) 644-3473

[www.potterroemer.com](http://www.potterroemer.com)

**MODEL DIMENSIONS**

Model No.	Wall Mounting	Inside Box Dimensions			Overall Frame		Wall Opening Required			Trim	Inlet Location			
		K	L	M	N	O	W I D T H	H E I G H T	D E P T H		T	W	X	Y
FRC1810	Recessed	18	18	8	21-3/4	21-3/4	20-1/4	20	9-1/8	5/8	4	4	4	9
FRC1811	Trimless	18	18	8	21	21	20-1/4	20	10-1/2	-	4	4	4	9
FRC1812	Semi-Recessed	18	18	8	21-1/2	21-1/2	20-1/4	20	7-3/4	2	4	4	4	9
FRC1810-10	Recessed	18	18	10	21-3/4	21-3/4	20-1/4	20	11-1/8	5/8	4	4	4	9
FRC1811-10	Trimless	18	18	10	21	21	20-1/4	20	12-1/2	-	4	4	4	9
FRC1812-10	Semi-Recessed	18	18	10	21-1/2	21-1/2	20-1/4	20	9-3/4	2	4	4	4	9
ALL DIMENSIONS ARE IN INCHES UNLESS OTHERWISE NOTED														
FRC1830	Recessed	24	24	10	27-3/4	27-3/4	26-1/4	26	11-1/8	5/8	12	4-3/4	-	-
FRC1831	Trimless	24	24	10	27	27	26-1/4	26	12-1/2	-	12	4-3/4	-	-
FRC1832	Semi-Recessed	24	24	10	27-3/4	27-3/4	26-1/4	26	9-3/4	2	12	4-3/4	-	-



Call Potter Roemer - Fire Pro for current listings and approvals. Dimensions are subject to manufacturer's tolerance and may change without notice. Potter Roemer-Fire Pro assumes no responsibility for use of void or superseded data. © Copyright Potter Roemer- Fire Pro, Member of Morris Group International™ Please visit [potterroemer.com](http://potterroemer.com) for most current specifications.

**FRC1810 SERIES**

**MEMBERSHIP**



FIRE EQUIPMENT  
MANUFACTURERS'  
ASSOCIATION

**ONFSA**  
NATIONAL FIRE SPRINKLER ASSOCIATION, INC.



**CASPE**  
American Society of  
Plumbing Engineers



**POTTER ROEMER/FIRE PRO**

Headquarters:  
P.O. Box 3527  
City of Industry, CA  
91744 U.S.A.  
Los Angeles Area  
800-366-3473  
626-855-4890

Also in:  
New York (800) 526-4592  
Chicago (800) 547-3473  
Atlanta (800) 762-0542  
Miami (866) 961-3473  
Dallas (866) 644-3473

[www.potterroemer.com](http://www.potterroemer.com)